

Verification of the electronically signed Transcript

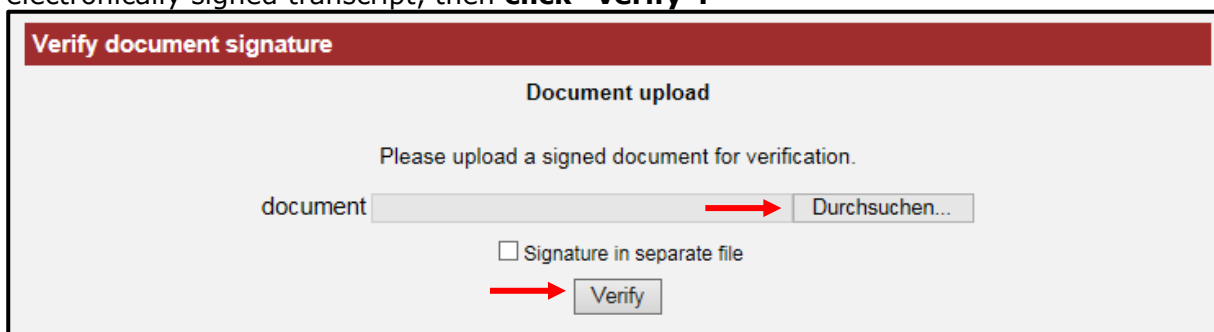
1. Accessing verification link

For verification of the electronically signed transcript you have received go to:
<https://pruefung.signatur.rtr.at/>.

You can **switch languages** in the upper right-hand corner (DE = German, EN = English)

2. Transcript verification

In order to verify the document, go to **"durchsuchen" (=browse)** and upload the electronically signed transcript, then **click "verify"**.




Verify document signature

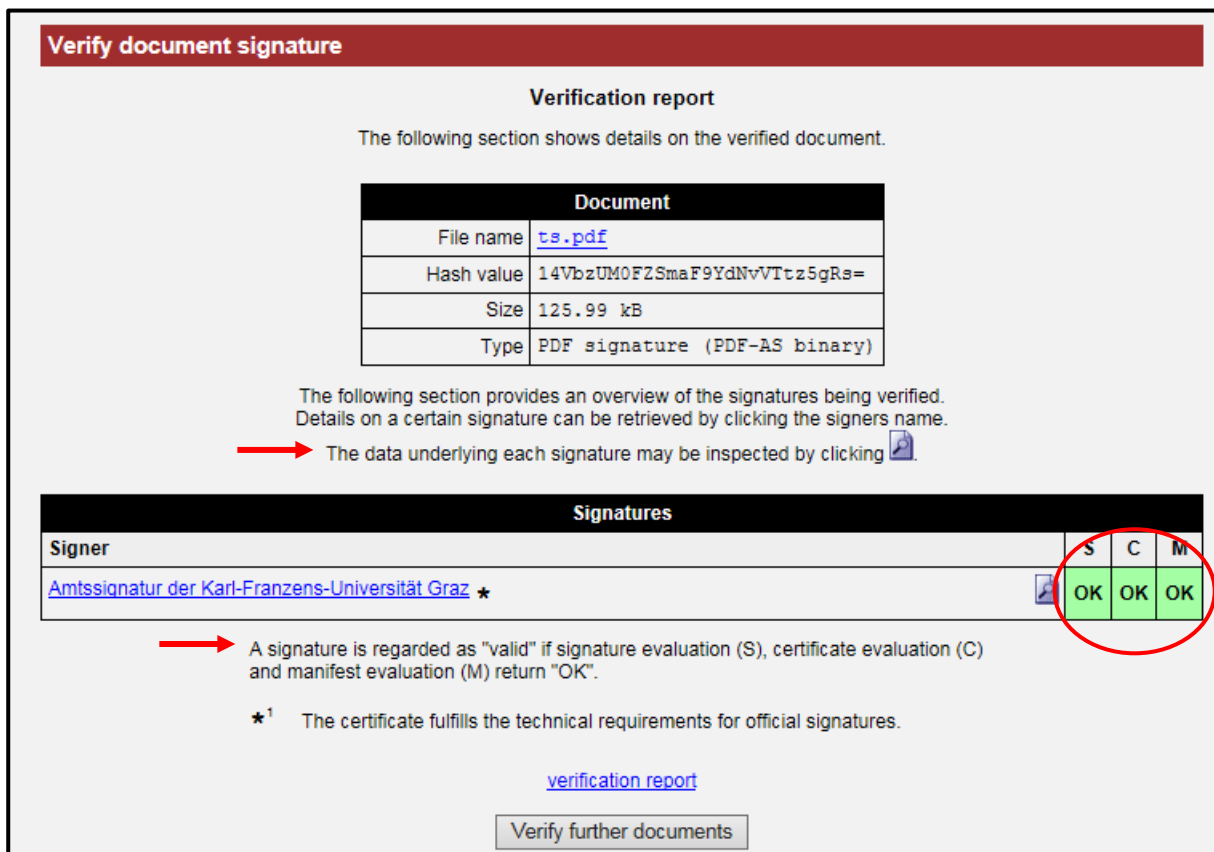
Document upload

Please upload a signed document for verification.

document

Signature in separate file

The verification report confirms the electronically signed documents as valid by indicating "OK" as shown in the scan below. There is also the possibility of showing the pdf-file of your verified transcript by clicking 





Verify document signature

Verification report


The following section shows details on the verified document.

Document	
File name	ts.pdf
Hash value	14VbzUM0FZSmaF9YdNvVTtz5gRs=
Size	125.99 kB
Type	PDF signature (PDF-AS binary)

The following section provides an overview of the signatures being verified.
Details on a certain signature can be retrieved by clicking the signers name.

 The data underlying each signature may be inspected by clicking 

Signatures			
Signer	S	C	M
Amtssignatur der Karl-Franzens-Universität Graz *	OK	OK	OK

 A signature is regarded as "valid" if signature evaluation (S), certificate evaluation (C) and manifest evaluation (M) return "OK".

*¹ The certificate fulfills the technical requirements for official signatures.

[verification report](#)